













































**Pattern Name:** Lotus Hime  
**Designed By:** N. Northup  
**Company:** Charting Creations  
**Copyright:** Charting Creations 2016  
**Fabric:** Evenweave 25, White  
 400w X 300h Stitches  
**Size(s):** 25 Count, 40.64w X 30.48h cm  
 18 Count, 56.44w X 42.33h cm  
 14 Count, 72.57w X 54.43h cm

**Floss Used for Full Stitches:**

Symbol	Strands	Type	Number	Color
	2	DMC	151	Dusty Rose-VY LT
	2	DMC	152	Shell Pink-MD LT
	2	DMC	154	Grape-VY DK
	2	DMC	158	Cornflower Blue-MD VY DK
	2	DMC	160	Gray Blue-MD
	2	DMC	161	Gray Blue
	2	DMC	169	Pewter-LT
	2	DMC	311	Wedgewood-VY DK
	2	DMC	316	Antique Mauve-MD
	2	DMC	334	Baby Blue-MD
	2	DMC	336	Navy Blue
	2	DMC	355	Terra Cotta-DK
	2	DMC	413	Pewter Gray-DK
	2	DMC	435	Brown-VY LT
	2	DMC	517	Wedgewood-DK
	2	DMC	519	Sky Blue
	2	DMC	524	Fern Green-VY LT
	2	DMC	550	Violet-VY DK
	2	DMC	554	Violet-LT
	2	DMC	597	Turquoise
	2	DMC	601	Cranberry-DK
	2	DMC	604	Cranberry-LT
	2	DMC	605	Cranberry-VY LT
	2	DMC	647	Beaver Gray-MD
	2	DMC	747	Peacock Blue-VY LT
	2	DMC	754	Peach-LT
	2	DMC	775	Baby Blue-VY LT
	2	DMC	777	Raspberry-VY DK
	2	DMC	792	Cornflower Blue-DK
	2	DMC	794	Cornflower Blue-LT
	2	DMC	803	Baby Blue-UL VY DK
	2	DMC	807	Peacock Blue
	2	DMC	813	Blue-LT
	2	DMC	818	Geranium-Pale VY LT
	2	DMC	820	Royal Blue-VY DK
	2	DMC	823	Navy Blue-DK
	2	DMC	825	Blue-DK
	2	DMC	826	Blue-MD
	2	DMC	828	Sky Blue-UL VY LT
	2	DMC	894	Carnation-VY LT
	2	DMC	898	Coffee Brown-VY DK
	2	DMC	915	Plum-DK
	2	DMC	917	Plum-MD
	2	DMC	927	Gray Green-LT
	2	DMC	931	Antique Blue-MD
	2	DMC	932	Antique Blue-LT
	2	DMC	939	Navy Blue-VY DK

Symbol	Strands	Type	Number	Color
 ☆	2	DMC	958	Sea Green-DK
 †	2	DMC	959	Sea Green-MD
 †	2	DMC	961	Dusty Rose-DK
 ..	2	DMC	963	Dusty Rose-UL VY LT
 ◇	2	DMC	964	Sea Green-LT
 ♥	2	DMC	991	Aquamarine-DK
 ∇	2	DMC	992	Aquamarine-MD
 ◼	2	DMC	995	Electric Blue-DK
 ♠	2	DMC	996	Electric Blue-MD
 ∴	2	DMC	3042	Antique Violet-LT
 ⌘	2	DMC	3052	Green Gray-MD
 z	2	DMC	3608	Plum-VY LT
 5	2	DMC	3609	Plum-UL LT
 ▲	2	DMC	3688	Mauve-MD
 ♣	2	DMC	3706	Melon-MD
 ♠	2	DMC	3716	Dusty Rose-VY LT
 %	2	DMC	3727	Antique Mauve-LT
 ∞	2	DMC	3743	Antique Violet-VY LT
 =	2	DMC	3747	Blue Violet-VY LT
 ♥	2	DMC	3750	Antique Blue-VY DK
 ★	2	DMC	3752	Antique Blue-VY LT
 +	2	DMC	3756	Baby Blue-UL VY LT
 H	2	DMC	3760	Wedgewood-MD
 #	2	DMC	3761	Sky Blue-LT
 ♣	2	DMC	3765	Peacock Blue-VY DK
 ♣	2	DMC	3766	Peacock Blue-LT
 √	2	DMC	3770	Tawny-VY LT
 //	2	DMC	3778	Terra Cotta-LT
 ●	2	DMC	3807	Cornflower Blue
 ⌘	2	DMC	3809	Turquoise-VY DK
 n	2	DMC	3811	Turquoise-VY LT
 ▲	2	DMC	3814	Aquamarine
 ◼	2	DMC	3815	Celadon Green-DK
 △	2	DMC	3816	Celadon Green-MD
 ×	2	DMC	3822	Straw-LT
 ▲	2	DMC	3824	Apricot-LT
 ⊠	2	DMC	3832	Raspberry-MD
 φ	2	DMC	3835	Grape-MD
 ❖	2	DMC	3836	Grape-LT
 √	2	DMC	3842	Wedgewood-DK
 @	2	DMC	3844	Bright Turquoise-DK
 ▲	2	DMC	3846	Bright Turquoise-LT
 ▨	2	DMC	3848	Teal Green-MD
 1	2	DMC	3865	Winter White

Usage Summary

Strands Per Skein: 6  
 Skein Length: 795.0 cm

Type	Number	Full	Half	Quarter	Petite	Back(cm)	Str(cm)	Spec(cm)	French	Bead	Skein Est.
DMC 151	151	554	0	0	0	0.0	0.0	0.0	0	0	1.000
DMC 152	152	404	0	0	0	0.0	0.0	0.0	0	0	1.000
DMC 154	154	645	0	0	0	0.0	0.0	0.0	0	0	1.000
DMC 158	158	734	0	0	0	0.0	0.0	0.0	0	0	1.000
DMC 160	160	147	0	0	0	0.0	0.0	0.0	0	0	1.000
DMC 161	161	338	0	0	0	0.0	0.0	0.0	0	0	1.000
DMC 169	169	163	0	0	0	0.0	0.0	0.0	0	0	1.000
DMC 311	311	1292	0	0	0	0.0	0.0	0.0	0	0	1.000
DMC 316	316	1275	0	0	0	0.0	0.0	0.0	0	0	1.000
DMC 334	334	507	0	0	0	0.0	0.0	0.0	0	0	1.000
DMC 336	336	548	0	0	0	0.0	0.0	0.0	0	0	1.000
DMC 355	355	123	0	0	0	0.0	0.0	0.0	0	0	1.000
DMC 413	413	451	0	0	0	0.0	0.0	0.0	0	0	1.000
DMC 435	435	53	0	0	0	0.0	0.0	0.0	0	0	1.000
DMC 517	517	2074	0	0	0	0.0	0.0	0.0	0	0	1.000
DMC 519	519	433	0	0	0	0.0	0.0	0.0	0	0	1.000
DMC 524	524	273	0	0	0	0.0	0.0	0.0	0	0	1.000
DMC 550	550	835	0	0	0	0.0	0.0	0.0	0	0	1.000
DMC 554	554	424	0	0	0	0.0	0.0	0.0	0	0	1.000
DMC 597	597	211	0	0	0	0.0	0.0	0.0	0	0	1.000
DMC 601	601	296	0	0	0	0.0	0.0	0.0	0	0	1.000
DMC 604	604	237	0	0	0	0.0	0.0	0.0	0	0	1.000
DMC 605	605	850	0	0	0	0.0	0.0	0.0	0	0	1.000
DMC 647	647	357	0	0	0	0.0	0.0	0.0	0	0	1.000
DMC 747	747	2687	0	0	0	0.0	0.0	0.0	0	0	1.000
DMC 754	754	552	0	0	0	0.0	0.0	0.0	0	0	1.000
DMC 775	775	541	0	0	0	0.0	0.0	0.0	0	0	1.000
DMC 777	777	194	0	0	0	0.0	0.0	0.0	0	0	1.000
DMC 792	792	121	0	0	0	0.0	0.0	0.0	0	0	1.000
DMC 794	794	231	0	0	0	0.0	0.0	0.0	0	0	1.000
DMC 803	803	6746	0	0	0	0.0	0.0	0.0	0	0	3.000
DMC 807	807	586	0	0	0	0.0	0.0	0.0	0	0	1.000
DMC 813	813	485	0	0	0	0.0	0.0	0.0	0	0	1.000
DMC 818	818	2101	0	0	0	0.0	0.0	0.0	0	0	1.000
DMC 820	820	6995	0	0	0	0.0	0.0	0.0	0	0	3.000
DMC 823	823	4377	0	0	0	0.0	0.0	0.0	0	0	2.000
DMC 825	825	320	0	0	0	0.0	0.0	0.0	0	0	1.000
DMC 826	826	164	0	0	0	0.0	0.0	0.0	0	0	1.000
DMC 828	828	860	0	0	0	0.0	0.0	0.0	0	0	1.000
DMC 894	894	226	0	0	0	0.0	0.0	0.0	0	0	1.000
DMC 898	898	229	0	0	0	0.0	0.0	0.0	0	0	1.000
DMC 915	915	1661	0	0	0	0.0	0.0	0.0	0	0	1.000
DMC 917	917	1314	0	0	0	0.0	0.0	0.0	0	0	1.000
DMC 927	927	196	0	0	0	0.0	0.0	0.0	0	0	1.000
DMC 931	931	475	0	0	0	0.0	0.0	0.0	0	0	1.000
DMC 932	932	356	0	0	0	0.0	0.0	0.0	0	0	1.000
DMC 939	939	7549	0	0	0	0.0	0.0	0.0	0	0	3.000
DMC 958	958	2153	0	0	0	0.0	0.0	0.0	0	0	1.000
DMC 959	959	1408	0	0	0	0.0	0.0	0.0	0	0	1.000
DMC 961	961	366	0	0	0	0.0	0.0	0.0	0	0	1.000
DMC 963	963	1363	0	0	0	0.0	0.0	0.0	0	0	1.000
DMC 964	964	2038	0	0	0	0.0	0.0	0.0	0	0	1.000
DMC 991	991	3102	0	0	0	0.0	0.0	0.0	0	0	1.000

Type	Number	Full	Half	Quarter	Petite	Back(cm)	Str(cm)	Spec(cm)	French	Bead	Skein Est.
DMC 992	1117	0	0	0	0	0.0	0.0	0.0	0	0	1.000
DMC 995	32	0	0	0	0	0.0	0.0	0.0	0	0	1.000
DMC 996	3249	0	0	0	0	0.0	0.0	0.0	0	0	2.000
DMC 3042	259	0	0	0	0	0.0	0.0	0.0	0	0	1.000
DMC 3052	434	0	0	0	0	0.0	0.0	0.0	0	0	1.000
DMC 3608	210	0	0	0	0	0.0	0.0	0.0	0	0	1.000
DMC 3609	532	0	0	0	0	0.0	0.0	0.0	0	0	1.000
DMC 3688	268	0	0	0	0	0.0	0.0	0.0	0	0	1.000
DMC 3706	283	0	0	0	0	0.0	0.0	0.0	0	0	1.000
DMC 3716	396	0	0	0	0	0.0	0.0	0.0	0	0	1.000
DMC 3727	1115	0	0	0	0	0.0	0.0	0.0	0	0	1.000
DMC 3743	626	0	0	0	0	0.0	0.0	0.0	0	0	1.000
DMC 3747	347	0	0	0	0	0.0	0.0	0.0	0	0	1.000
DMC 3750	2422	0	0	0	0	0.0	0.0	0.0	0	0	1.000
DMC 3752	560	0	0	0	0	0.0	0.0	0.0	0	0	1.000
DMC 3756	4345	0	0	0	0	0.0	0.0	0.0	0	0	2.000
DMC 3760	1817	0	0	0	0	0.0	0.0	0.0	0	0	1.000
DMC 3761	1859	0	0	0	0	0.0	0.0	0.0	0	0	1.000
DMC 3765	6049	0	0	0	0	0.0	0.0	0.0	0	0	2.000
DMC 3766	2344	0	0	0	0	0.0	0.0	0.0	0	0	1.000
DMC 3770	692	0	0	0	0	0.0	0.0	0.0	0	0	1.000
DMC 3778	85	0	0	0	0	0.0	0.0	0.0	0	0	1.000
DMC 3807	90	0	0	0	0	0.0	0.0	0.0	0	0	1.000
DMC 3809	1259	0	0	0	0	0.0	0.0	0.0	0	0	1.000
DMC 3811	238	0	0	0	0	0.0	0.0	0.0	0	0	1.000
DMC 3814	1281	0	0	0	0	0.0	0.0	0.0	0	0	1.000
DMC 3815	873	0	0	0	0	0.0	0.0	0.0	0	0	1.000
DMC 3816	436	0	0	0	0	0.0	0.0	0.0	0	0	1.000
DMC 3822	77	0	0	0	0	0.0	0.0	0.0	0	0	1.000
DMC 3824	696	0	0	0	0	0.0	0.0	0.0	0	0	1.000
DMC 3832	169	0	0	0	0	0.0	0.0	0.0	0	0	1.000
DMC 3835	931	0	0	0	0	0.0	0.0	0.0	0	0	1.000
DMC 3836	941	0	0	0	0	0.0	0.0	0.0	0	0	1.000
DMC 3842	6953	0	0	0	0	0.0	0.0	0.0	0	0	3.000
DMC 3844	1824	0	0	0	0	0.0	0.0	0.0	0	0	1.000
DMC 3846	2416	0	0	0	0	0.0	0.0	0.0	0	0	1.000
DMC 3848	1262	0	0	0	0	0.0	0.0	0.0	0	0	1.000
DMC 3865	8893	0	0	0	0	0.0	0.0	0.0	0	0	3.000